











Customer Price List





Customer Price List					
PRODUCT MODEL	PER SEAT - SIZE/PRICE				
Workstation	Specification		3x2ft Shared	3.5x2ft Shared	4x2ft Shared
N Series /Y Series	<p>Base made of 50 x 50 mm powder coated MS Cross bars 40 x 20 mm powder coated MS sheet raceway: Dual Channel Table Top 25mm PLPB with 2mm Thick edge Binding Wire Management using MS tray under top Channel Cut out ideally suited for 8 model anchor and 2 model dlink Gourmet holes with covers for wire management Adjustable bushes for legs Partition Glass: 3x1ft (Top Size 4/3.5x2ft) / 2.5x1ft(Top Size 3x2ft) Fully Modular workstation</p>	<p>N Series</p>  <p>Y Series</p> 	₹ 4,900.00	₹ 5,300.00	₹ 5,450.00
P Series	<p>Base made of 50 x 25 mm powder coated MS Cross bars 40 x 20 mm powder coated MS sheet raceway: Single/Dual Channel Table Top 25mm PLPB with 2mm Thick edge Binding Wire Management using MS tray under top Channel Cut out ideally suited for 8 model anchor and 2 model dlink Gourmet holes with covers for wire management Adjustable bushes for legs Partition Glass: 3x1ft (Top Size 4/3.5x2ft) / 2.5x1ft(Top Size 3x2ft) Fully Modular workstation</p>		NA	₹ 6,300.00	₹ 6,600.00
R Series	<p>Base made of 50 x 25 mm powder coated MS Vertical Raceway on the leg Cross bars 50 x 25 mm powder coated MS sheet raceway: Dual Channel Table Top 25mm PLPB with 2mm Thick edge Binding Wire Management using MS tray under top Channel Cut out ideally suited for 8 model anchor and 2 model dlink Gourmet holes with covers for wire management Adjustable bushes for legs Partition Glass: 3x1ft(Top Size 4/3.5x2ft) / 2.5x1ft(Top Size 3x2ft) Fully Modular workstation</p>		NA	₹ 7,300.00	₹ 7,550.00



<p>N Series X</p>	<p>Base made of 50 x 50 mm powder coated MS Cross bars 40 x 20 mm powder coated MS sheet raceway: Dual Channel Table Top 25mm PLPB with 2mm Thick edge Binding Wire Management using MS tray under top Channel Cut out ideally suited for 8 model anchor and 2 model dlink Gourmet holes with covers for wire management Adjustable bushes for legs Partition Panel: Half panel will be whiteboard and half Fabric based Fully Modular workstation</p>		<p>₹ 5,200.00</p>	<p>₹ 5,300.00</p>	<p>₹ 5,600.00</p>
<p>E Series</p>	<p>Base made of 50 x 25 mm powder coated MS Cross bars 40 x 20 mm powder coated MS sheet raceway: Dual Channel Perforated Side Cover: 300mm Height Table Top 25mm PLPB with 2mm Thick Edge Binding Table Top Finish: Matte Wire Management using MS tray under top Channel Cut out ideally suited for 8 model anchor and 2 model dlink Partition Panel: 3x1ft(Top Size 4/3.5x2ft) / 2.5x1ft(Top Size 3x2ft) Adjustable bushes for legs Fully Modular workstation</p>		<p>NA</p>	<p>₹ 6,850.00</p>	<p>₹ 7,150.00</p>
<p>E Series P</p>	<p>Base made of 50 x 25 mm powder coated MS Cross bars 40 x 20 mm powder coated MS sheet raceway: Dual Channel Perforated Side Cover: 300mm Height Table Top 25mm PLPB with 2mm Thick Edge Binding Table Top Finish: Matte Wire Management using MS tray under top Channel Cut out ideally suited for 8 model anchor and 2 model dlink Planter Box: 1' (H), 6" (D) Adjustable bushes for legs Fully Modular workstation</p>		<p>NA</p>	<p>₹ 6,850.00</p>	<p>₹ 7,150.00</p>
<p>A Series</p>	<p>Base made of Round 50 mm Dia powder coated MS Cross bars 40 x 20 mm powder coated MS sheet raceway: Dual Channel Perforated Side Cover: 200mm Height Table Top 25mm PLPB with 2mm Thick Edge Binding Table Top Finish: Matte Wire Management using MS tray under top Channel Cut out ideally suited for 8 model anchor and 2 model</p>		<p>NA</p>	<p>₹ 6,300.00</p>	<p>₹ 6,600.00</p>





CUSTOMER PRICE



	<p>dlink Planter Box: 1' (H), 6" (D) Adjustable bushes for legs Fully Modular workstation</p>				
S Series	<p>Base made of 25 x 25 mm powder coated MS Cross bars 25 x 25 mm powder coated MS sheet raceway: Dual Channel Table Top 18mm PLPB with 2mm Thick edge Binding Wire Management using MS tray under top Channel Cut out ideally suited for 8 model anchor and 2 model dlink Gourmet holes with covers for wire management Adjustable bushes for legs Partition Panel: 3x1ft(Top Size 4/3.5x2ft) / 2.5x1ft(Top Size 3x2ft) Fully Modular workstation</p>		₹ 5,200.00	₹ 5,300.00	₹ 5,600.00
S Series Eco	<p>Base made of 25 x 25 mm powder coated MS Cross bars 25 x 25 mm powder coated MS sheet raceway: Dual Channel Table Top 18mm PLPB with 2mm Thick edge Binding Wire Management using MS tray under top Channel Cut out ideally suited for 8 model anchor and 2 model dlink Gourmet holes with covers for wire management Adjustable bushes for legs Partition Panel: 3x1ft(Top Size 4/3.5x2ft) / 2.5x1ft(Top Size 3x2ft) Fully Modular workstation</p>		₹ 4,600.00	₹ 4,750.00	₹ 5,050.00
Q Series	<p>Base made of 50 x 50 mm+50mm Dia powder coated MS Cross bars 40 x 20 mm powder coated MS sheet raceway: Dual Channel Table Top 18mm PLPB with 2mm Thick edge Binding Wire Management using MS tray under top Channel Cut out ideally suited for 8 model anchor and 2 model dlink Gourmet holes with covers for wire management Adjustable bushes for legs Partition Panel: 3x1ft(Top Size 4/3.5x2ft) / 2.5x1ft(Top Size 3x2ft) Fully Modular workstation</p>		NA	₹ 6,300.00	₹ 6,600.00
G Series	<p>Base made of 50 x 50 mm powder coated MS Cross bars 40 x 20 mm powder coated MS sheet raceway: Dual Channel Table Top 25mm PLPB with 2mm Thick edge Binding Wire Management using MS tray under top Channel Cut out ideally suited for 8 model anchor and 2 model dlink Gourmet holes with covers for wire management Adjustable bushes for legs Planter Box: 1' (H), 6" (D)</p>		₹ 4,900.00	₹ 5,050.00	₹ 5,300.00

CUSTOMER PRICE



	Fully Modular workstation				
I Series	<p>Base made of 50 mm round powder coated MS Cross bars 40 x 20 mm powder coated MS sheet raceway: Dual Channel Table Top 25mm PLPB with 2mm Thick edge Binding Wire Management using MS tray under top Channel Cut out ideally suited for 8 model anchor and 2 model dlink Gourmet holes with covers for wire management Adjustable bushes for legs Partition Glass: 3x1ft(Top Size 4/3.5x2ft) / 2.5x1ft(Top Size 3x2ft) Fully Modular workstation</p>		₹ 5,750.00	₹ 6,300.00	₹ 6,600.00
X Series	<p>Base made of 50 x 25 mm powder coated MS Cross bars 40 x 20 mm powder coated MS sheet raceway: Dual Channel Table Top 25mm PLPB with 2mm Thick edge Binding Wire Management using MS tray under top Channel Cut out ideally suited for 8 model anchor and 2 model dlink Gourmet holes with covers for wire management Adjustable bushes for legs Partition Glass: 3x1ft(Top Size 4/3.5x2ft) / 2.5x1ft(Top Size 3x2ft) Fully Modular workstation</p>		₹ 5,450.00	₹ 5,600.00	₹ 5,900.00
W Series	<p>Base made of 50 x 25 mm powder coated MS Cross bars 40 x 20 mm powder coated MS sheet raceway: Dual Channel Table Top 25mm PLPB with 2mm Thick edge Binding Wire Management using MS tray under top Channel Cut out ideally suited for 8 model anchor and 2 model dlink Gourmet holes with covers for wire management Adjustable bushes for legs Partition Glass: 3x1ft(Top Size 4/3.5x2ft) / 2.5x1ft(Top Size 3x2ft) Fully Modular workstation</p>		NA	₹ 6,700.00	₹ 7,000.00
Cube Series	<p>Table top- 25mm thick prelaminated particle board finished with 2mm PVC edge beading on all exposed edges and grommet hole on table top for access of wires. Partition- 50mm thick MS partition raised 1200mm height fixed to both end corners and the front part, consisting fabric and writing board. Raceway: 150mm raceway below table top/ above table as per client choice for power and 150mm continuous raceway at skirting level for data. Raceway is covered by retractable plates for easy maintenance and the plate is having prepunched cutout for power and data.</p>		₹ 10,500.00	₹ 11,500.00	₹ 11,900.00

CUSTOMER PRICE



	Return Partition- 600mm(D)*1200mm(H)50mm thick MS partition consisting of fabric and 9mm PLPB Tiles.				
ADDITIONAL ACCESSORIES					
Flip Up 450mm	Glass/per sft	Side cover Shared	Side cover Linear	Vertical Raceway	
₹ 1,100.00	₹ 420.00	₹ 1,700.00	₹ 1,100.00	₹ 1,000.00	

Note: For more product details kindly reach us @ www.innodesk.in GST@18% extra

Difference of **Linear ₹ 1,000.00 extra** except R Series Linear, which is ₹ **1,500.00 extra** & Cube Series Linear, which is ₹ **2,000.00 extra**

Self Installaion

Transportation extra

Payment favoring: **Innodesk Modular**, HDFC Bank Account no. **5020 0027 626 772**, IFSC code: hdfc0002391, Supplier GST No. 36AIOPB7992C2Z0